

File Edit View Add Format Tools Plug-Ins Help Diagnose testscore

Startseite Partitur Veröffentlichten Auszüge Mischpult 0:00:01:7 2.2 ♩ = 140

Instrumente Eigenschaften Paletten ... *testscore X

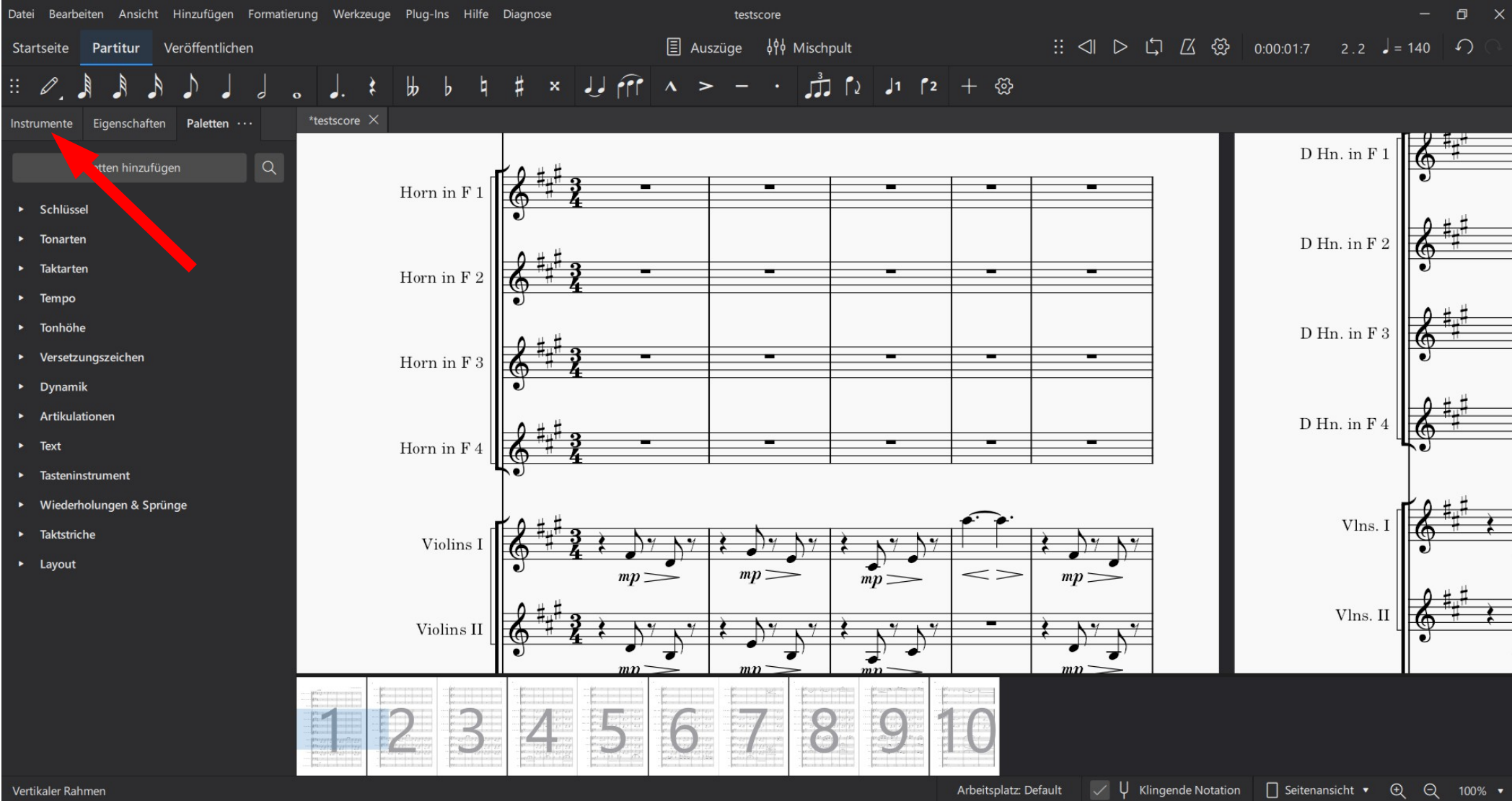
Instrumenten hinzufügen

- Schlüssel
- Tonarten
- Taktarten
- Tempo
- Tonhöhe
- Versetzungszeichen
- Dynamik
- Artikulationen
- Text
- Tasteninstrument
- Wiederholungen & Sprünge
- Taktstriche
- Layout

Horn in F 1
Horn in F 2
Horn in F 3
Horn in F 4
Violins I
Violins II
D Hn. in F 1
D Hn. in F 2
D Hn. in F 3
D Hn. in F 4
Vlins. I
Vlins. II

1 2 3 4 5 6 7 8 9 10

Arbeitsplatz: Default Klingende Notation Seitenansicht 100%



Try to change clarinet-1 to flute

The screenshot shows the Sibelius software interface. The top menu bar includes 'Datei', 'Bearbeiten', 'Ansicht', 'Hinzufügen', 'Formatierung', 'Werkzeuge', 'Plug-Ins', 'Hilfe', and 'Diagnose'. The 'Partitur' tab is active. The toolbar contains various musical notation tools. On the left, the 'Instrumente' panel is open, showing a list of instruments: 'Klarinette in A 1', 'Klarinette in A 2', 'Fagotts', 'Horn in F 1', 'Horn in F 2', 'Horn in F 3', 'Horn in F 4', 'Violins I', 'Violins II', 'Violas', 'Violoncellos', and 'Contrabasses'. A red arrow points to the gear icon next to 'Klarinette in A 1'. The main score area displays staves for 'Horn in F 1' through 'Horn in F 4', 'Violins I', and 'Violins II'. The 'Violins I' and 'Violins II' staves contain musical notation with a *mp* dynamic marking. At the bottom, a page navigation bar shows page numbers 1 through 10, with page 1 highlighted. The status bar at the bottom indicates 'Arbeitsplatz: Default', 'Klingende Notation', 'Seitenansicht', and '100%'.

File Edit View Add Format Tools Plugins Help Diagnose testscore

Startseite Partitur Veröffentlichten Auszüge Mischpult 0:00:01:7 2.2 ♩ = 140

Instrumente Eigenschaften Paletten *testscore X

Hinzufügen

- Klarinette in A 1
- Klarinette in A 2
- Fagotts
- Horn in F 1
- Horn in F 2
- Horn in F 3
- Horn in F 4
- Violins I
- Violins II
- Violas
- Violoncellos
- Contrabasses

Horn in F 1

Horn in F 2

Horn in F 3

Horn in F 4

Violins I

Violins II

D Hn. in F 1

D Hn. in F 2

D Hn. in F 3

D Hn. in F 4

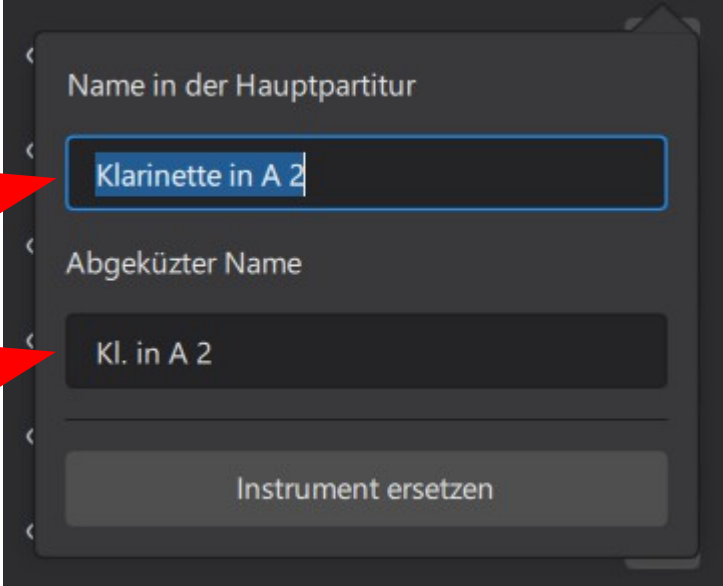
Vlms. I

Vlms. II

1 2 3 4 5 6 7 8 9 10

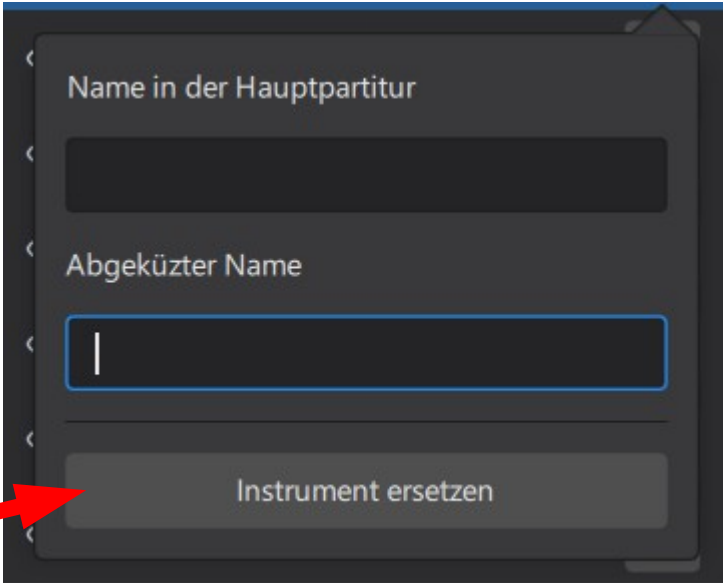
Vertikaler Rahmen Arbeitsplatz: Default Klingende Notation Seitenansicht 100%

Erase both descriptions



This screenshot shows a dark-themed software interface with two text input fields. The first field, labeled "Name in der Hauptpartitur", contains the text "Klarinette in A 2". The second field, labeled "Abgekürzter Name", contains the text "Kl. in A 2". Two red arrows point from the left towards each of these input fields. Below the fields is a button labeled "Instrument ersetzen".

Then go to „change instrument“



This screenshot shows the same software interface as above, but the text in the input fields has been cleared. The "Name in der Hauptpartitur" field is empty, and the "Abgekürzter Name" field contains a single vertical bar "|". A red arrow points from the left towards the "Instrument ersetzen" button at the bottom of the interface.

Then go to „ok“...

(This was my mistake!)

...and after that
store the score

Call up the score,
musescore disrupts
immediately.

